
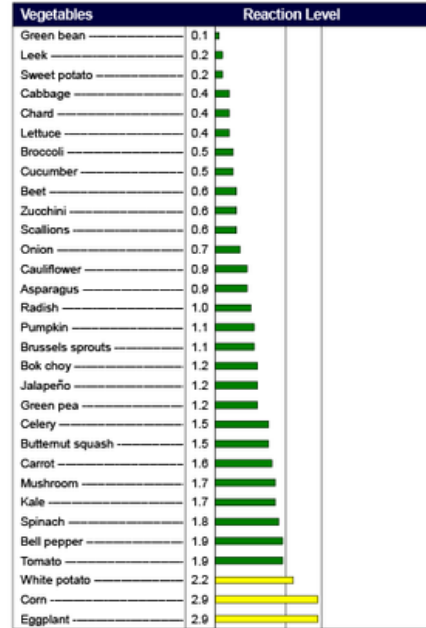

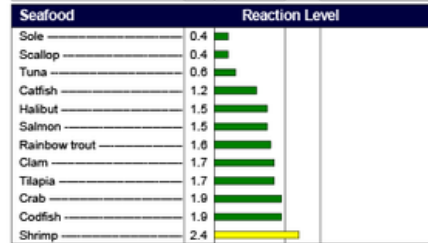



Physician: **Sample Practitioner, MD**  
 Patient: **Sample Patient**  
 Identifier: **SAMPLE176**  
 Profile: **MRT 176**  
 Test Date: **02/28/2023**  
 Technologist: **GB**  
 Page: **1 of 2**




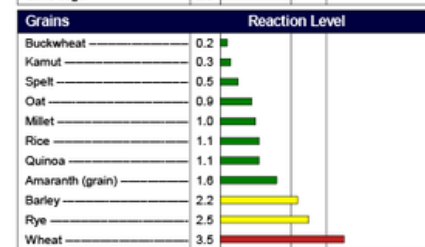

Oxford Biomedical Technologies  
 3555 Fiscal Court, Suite #9  
 Riviera Beach, FL 33404  
 Phone: (561) 848-7111  
 FL License #: 800027063  
 CLIA ID #: 10D0914874  
 U.S. Patents: 6,114,174 6,200,815



Physician: **Sample Practitioner, MD**  
 Patient: **Sample Patient**  
 Identifier: **SAMPLE176**  
 Profile: **MRT 176**  
 Test Date: **02/28/2023**  
 Technologist: **GB**  
 Page: **2 of 2**



Oxford Biomedical Technologies  
 3555 Fiscal Court, Suite #9  
 Riviera Beach, FL 33404  
 Phone: (561) 848-7111  
 FL License #: 800027063  
 CLIA ID #: 10D0914874  
 U.S. Patents: 6,114,174 6,200,815



Interpretation: The Leukocyte Activation Assay-Mediator Release Test™ (LAA-MRT™) results are based on the Leukocyte Reactivity Index (LRI™), a proprietary algorithm developed by Oxford Biomedical Technologies. The LRI™ quantifies the relative degree of volumetric change of tested peripheral leukocytes and is a reflection of the degree of the inflammatory response to each tested item. LAA-MRT™ test results form the basis of an anti-inflammatory eating plan developed under the guidance of a qualified healthcare practitioner.

Disclaimer: It is recommended to completely avoid all tested items with Moderate or High reaction levels. Reintroduction of items that tested Moderate or High should be done under the supervision of a properly trained healthcare practitioner. If foods and chemicals that tested Low have been consumed regularly before testing, there is a high probability that they are not likely to provoke inflammatory symptoms, as long as there is no history of allergic, autoimmune, or other forms of inflammation-provoking or symptom-provoking reaction.